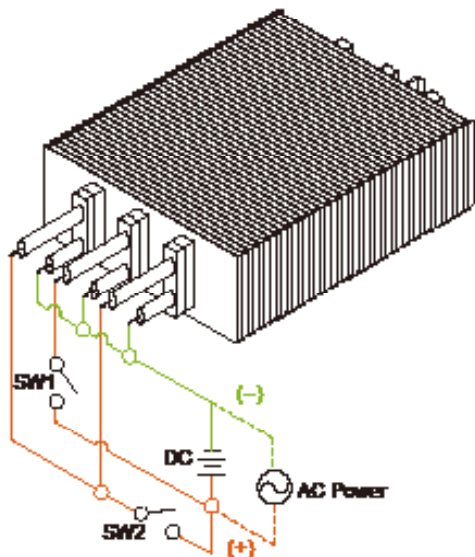


# Wired Type Installation Guide

## Three Stage Power Settings (MHW & MSHW Types)

To utilize the three stage power settings (high, medium, and low power) for MHW and MSHW type Fin PTC Air Heaters, refer to the illustrations below for power sources and switch connections.

For three stage power adjustment, adjust ON/OFF settings of switch 1 and 2 according to the power settings table below.




Power Switch Circuit Setup for Low, Medium, and High:

	LOW POWER	MEDIUM POWER	HIGH POWER
SW1	ON	OFF	ON
SW2	OFF	ON	ON

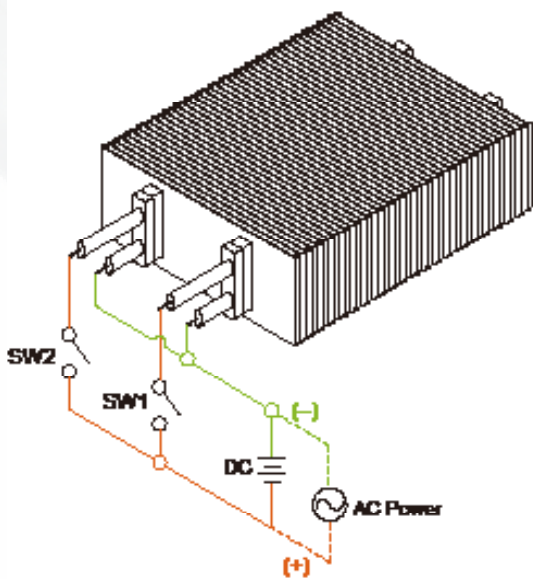
For Standard Models:

MHW-XXXXXX-93D4 & MSHW-XXXXXX-70D4



## Two Stage Power Settings (SHW & THW Type)

SHW and THW type Fin PTC Air Heaters consist of two aluminum tubes and therefore can be adjusted in two power settings by connecting individual switches on each aluminum tube connector. Refer to the table below for two stage power adjustment settings:



	LOW POWER	HIGH POWER
SW1	ON	ON
SW2	OFF	ON

For Standard Models:

SHW-XXXXXX-70D4 & THW-XXXXXX-70D4

